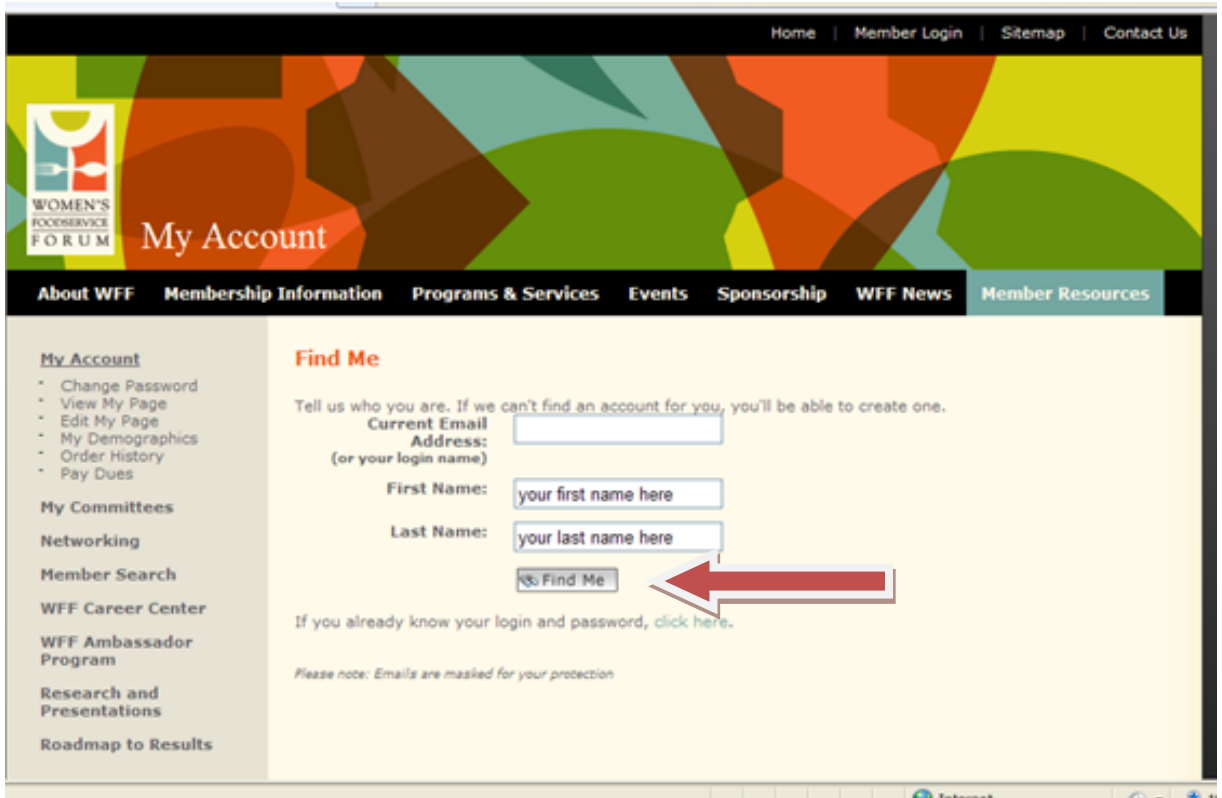


1) How to create a profile to register for a WFF event:

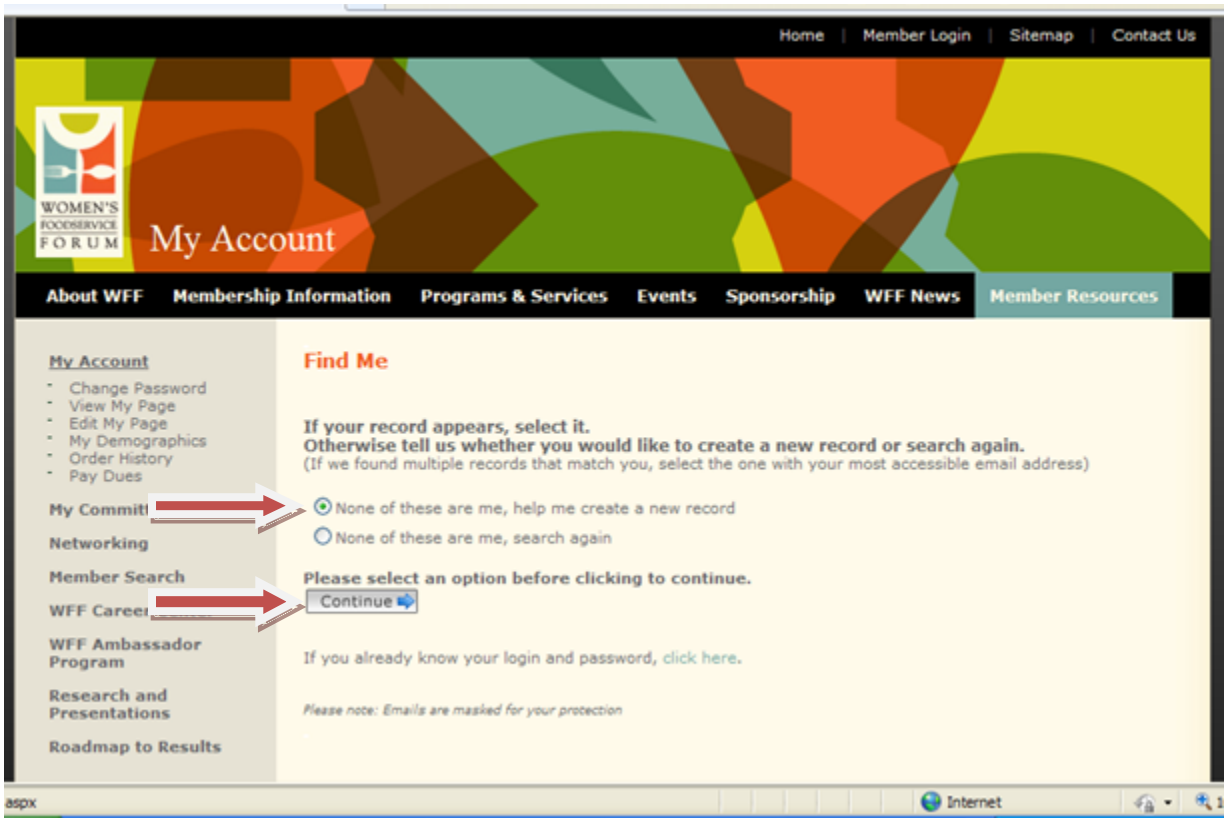
Before registering for an event, please go to the WFF home page at <http://www.womensfoodserviceforum.com> and create a profile. To do this, go to the upper right hand corner of the home page click "need a login".



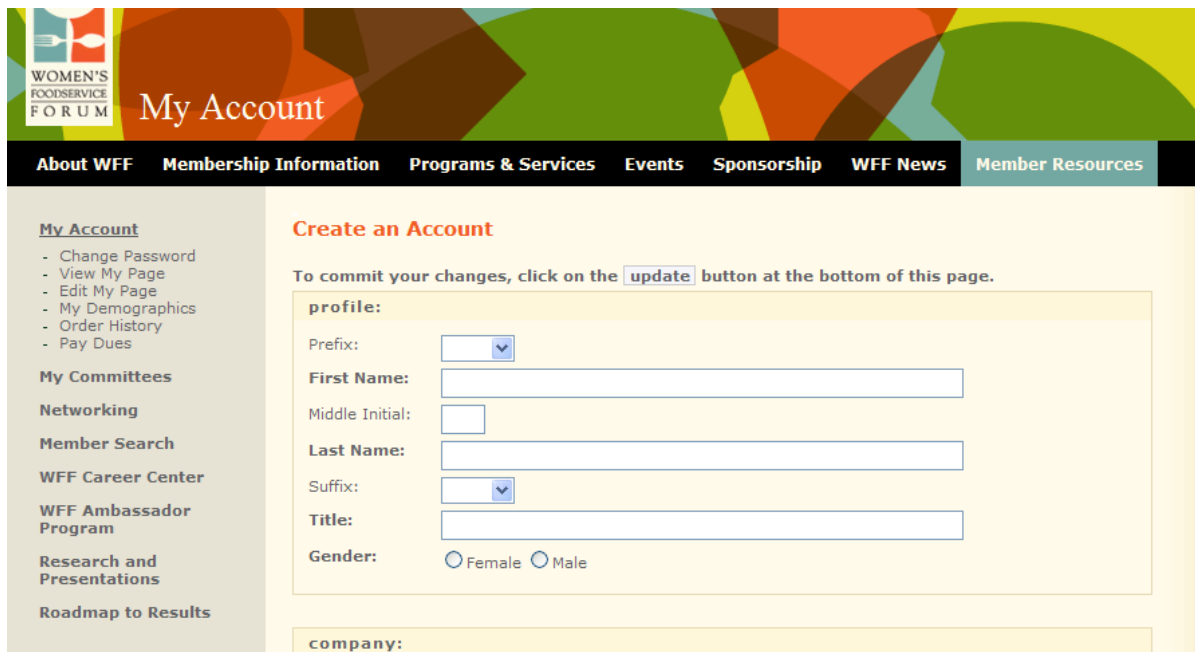
Next you will type in your first and last name to determine if you are already in our system.



If you have a profile, you will see is on the next screen. If no profile is found for you, please click on “none of these are me, help me create a new record” and click the continue button.



Follow the steps by clicking next and filling in your demographic information.



Once you have created a profile with a log-in and password you will be able to register for any WFF event.

Note: Most WFF events with the exclusion of the US Regional Connects, have a member/non-member price. If you wish to become a member to receive member discount pricing, follow the steps below to pay WFF membership dues.

2) Paying your WFF Membership Dues

Once your profile is created with a log-in and password you are now ready to pay membership dues. To pay dues click on the tab entitled "membership information". On this page click on "Join or Renew Membership," located on the left hand navigation.

The screenshot shows the 'Membership Information' page of the Women's Foodservice Forum website. The header includes navigation links: Home, Member Login, Logout, Sitemap, and Contact Us. A search bar is located in the top right. The main navigation bar contains: About WFF, Membership Information (highlighted), Programs & Services, Events, Sponsorship, WFF News, and Member Resources. The page content is divided into three columns. The left column has a sidebar with 'Benefits', 'Join or Renew Membership', and 'Membership Statistics'. The middle column features a large heading: 'Be a member of an organization that exists to help you achieve your highest goals.' Below this is a paragraph describing the WFF as a vibrant organization committed to helping women in the foodservice industry. It also mentions that WFF programs, events, and opportunities help members develop and hone critical business skills. A link is provided to watch a video about WFF. The right column is titled 'MEMBERSHIP HIGHLIGHTS' and lists three bullet points: 'Networking' (exceptional networking opportunities), 'Year-round events' (signature Annual Conference, Executive Women's Summit, and Regional Connects), and 'Skill-building Programs and Services' (unique programming for emerging leaders and senior executives).

Two options will appear on how to pay membership dues. Dues can be paid by credit card on-line, or download a membership form and pay by check and mail to: Women's Foodservice Forum 6750 LBJ Freeway Dallas, TX 75240.

The screenshot shows the 'Join or Renew WFF Membership' page. The header and navigation are identical to the previous page. The main heading is 'Join or Renew WFF Membership'. The left sidebar is the same. The main content area is divided into two sections. The first section is titled 'Join or Renew Membership' and contains two sub-sections: 'Join or renew online with a credit card' and 'Join or renew with a check by mail'. The 'credit card' section lists three bullet points: 1) If not logged in, you will be prompted to do so. 2) If you do not have a login account, create one by following the link "If you don't have a WFF account, or are not sure" from the login page. 3) Once logged in, you will be offered the opportunity to pay the annual WFF dues. The 'check by mail' section has one bullet point: Please print out this application and mail in the completed form with your check payment. A note below states: (Membership dues are non-transferable and non-refundable.)